

Scaled data based on original data using  
LM-79-08 Approved Method: Electrical and Photometric Measurements of Solid-  
State Lighting Products

Test Report Prepared for  
Cooper Lighting Solutions  
(formerly Eaton)

Brand: STREETWORKS

Report Number: P191496

Luminaire Tested: **GAN-AF-08-LED-U-T3R-ADJ**

Issue Date: 3/3/2020

**Test Information**

Test Method: LM-79-08  
Report Number: P191496  
TEST IS SCALED FROM IESNA LM-79-08 TEST DATA (P40129)  
Test Lab: INNOVATION CENTER P2  
Issue Date: 3/3/2020  
Manufacturer: COOPER LIGHTING SOLUTIONS (FORMERLY EATON)  
Product Line: STREETWORKS  
Catalog Number: GAN-AF-08-LED-U-T3R-ADJ  
Description: GALLEON AREA AND ROADWAY LUMINAIRE  
(8) 70 CRI, 4000K, 1050mA LIGHTSQUARES WITH 16 LEDS EACH AND TYPE III  
ROADWAY OPTICS  
Light Source: -  
Ballast/Driver: ELECTRONIC DRIVER

**Summary**

Lumens per Lamp: N/A  
Luminaire Lumens: 49895.4 lumens  
Efficiency: N/A  
Efficacy: 112.1 lumens/watt  
Luminous Opening: Rectangular (W 2' x L: 1' x H: 0')  
IES Classification: Type III - Short - Full Cutoff  
BUG Rating: B3 - U0 - G5

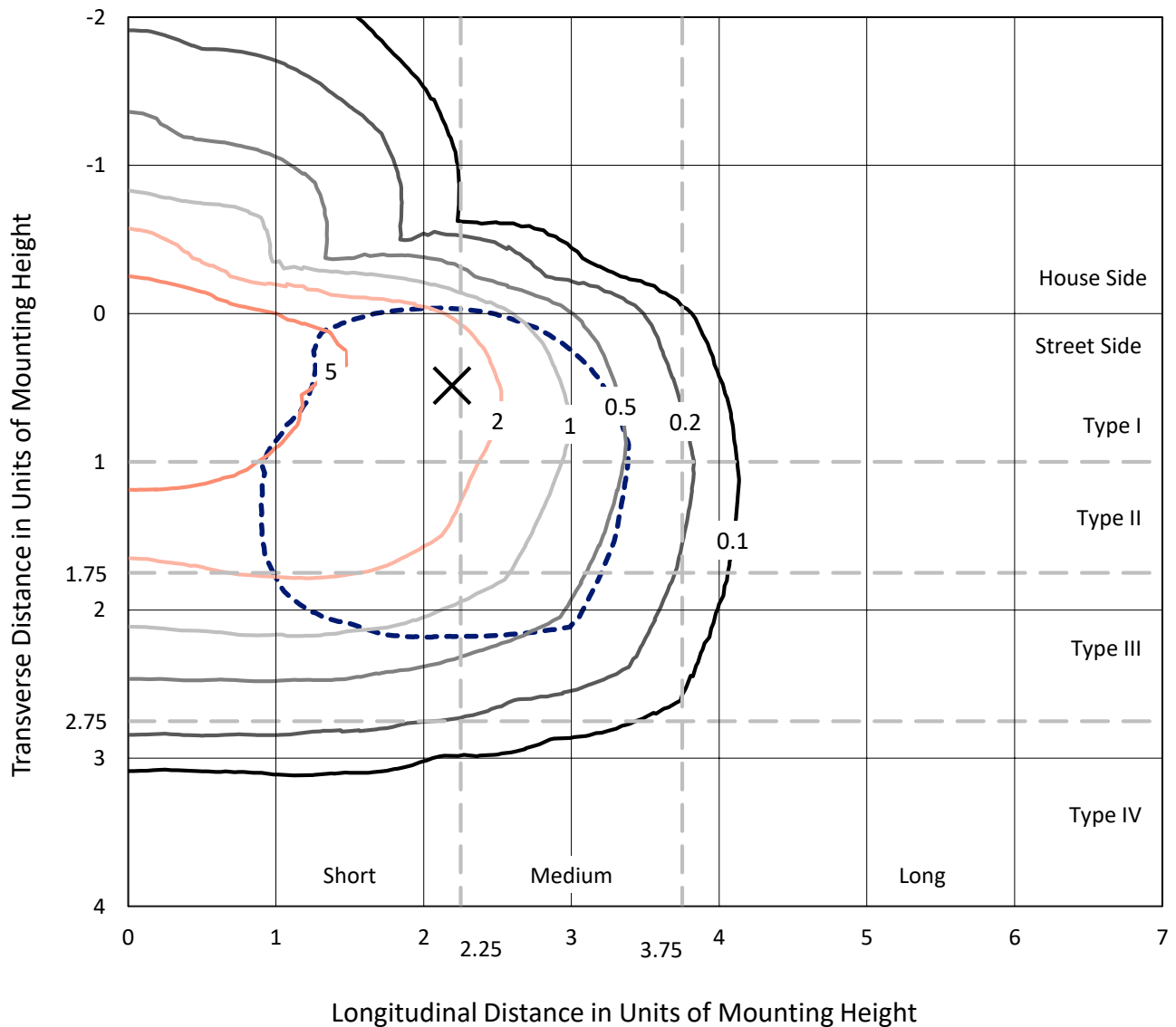
Input Watts (W): 445  
Input Voltage (V): NR  
Input Current (Ain): NR  
Voltage Rise (V): NR  
Power Factor: NR  
Total Harmonic Distortion (THDi): NR  
Frequency (hertz): 60  
Stabilization Time: NR  
Operation Time: NR  
Ambient Temperature (°C): NR  
Test Distance: 28.75 FT



REPORT NUMBER: P191496  
 CATALOG NUMBER: GAN-AF-08-LED-U-T3R-ADJ

### Iso-Footcandle Lines of Horizontal Illumination

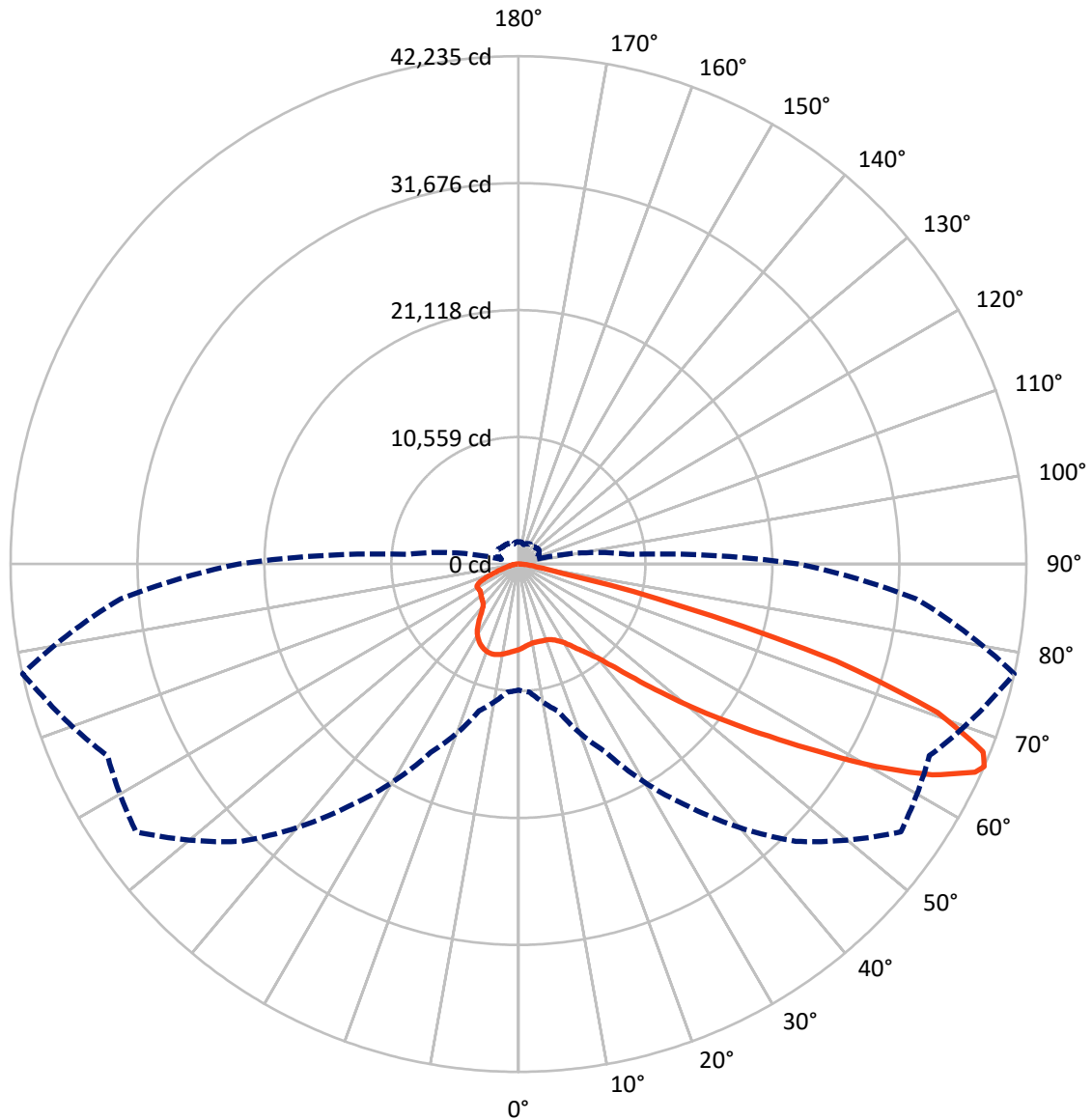
× Max cd  
 - - - 1/2 Max cd



Based on 30 foot mounting height. Maximum calculated value = 9.7 fc  
 Type III - Short - Full Cutoff

REPORT NUMBER: P191496  
CATALOG NUMBER: GAN-AF-08-LED-U-T3R-ADJ

### Luminous Intensity Polar Plot



— Vertical Plane Through 77.5-Deg Lateral    - - - Horizontal Cone Through 66-Deg Vertical

REPORT NUMBER: P191496

CATALOG NUMBER: GAN-AF-08-LED-U-T3R-ADJ

**FLUX DISTRIBUTION:**

		Downward	Upward	Total
<b>House Side</b>	Lumens	8524.3	0.0	8524.3
	% Fixture	17.1	0.0	17.1
<b>Street Side</b>	Lumens	41371.1	0.0	41371.1
	% Fixture	82.9	0.0	82.9
<b>Total</b>	Lumens	49895.4	0.0	49895.4
	% Fixture	100.0	0.0	100.0

**Coefficient of Utilization**

**ZONAL LUMENS:**

Zone	Lumens	% Fixture
0°-10°	635.2	1.3
10°-20°	1792.1	3.6
20°-30°	3058.6	6.1
30°-40°	4896.2	9.8
40°-50°	7564.2	15.2
50°-60°	10728.7	21.5
60°-70°	14352.0	28.8
70°-80°	6232.8	12.5
80°-90°	635.5	1.3
90°-100°	0.0	0.0
100°-110°	0.0	0.0
110°-120°	0.0	0.0
120°-130°	0.0	0.0
130°-140°	0.0	0.0
140°-150°	0.0	0.0
150°-160°	0.0	0.0
160°-170°	0.0	0.0
170°-180°	0.0	0.0
0°-90°	49895.4	100.0
0°-180°	49895.4	100.0



REPORT NUMBER: P191496

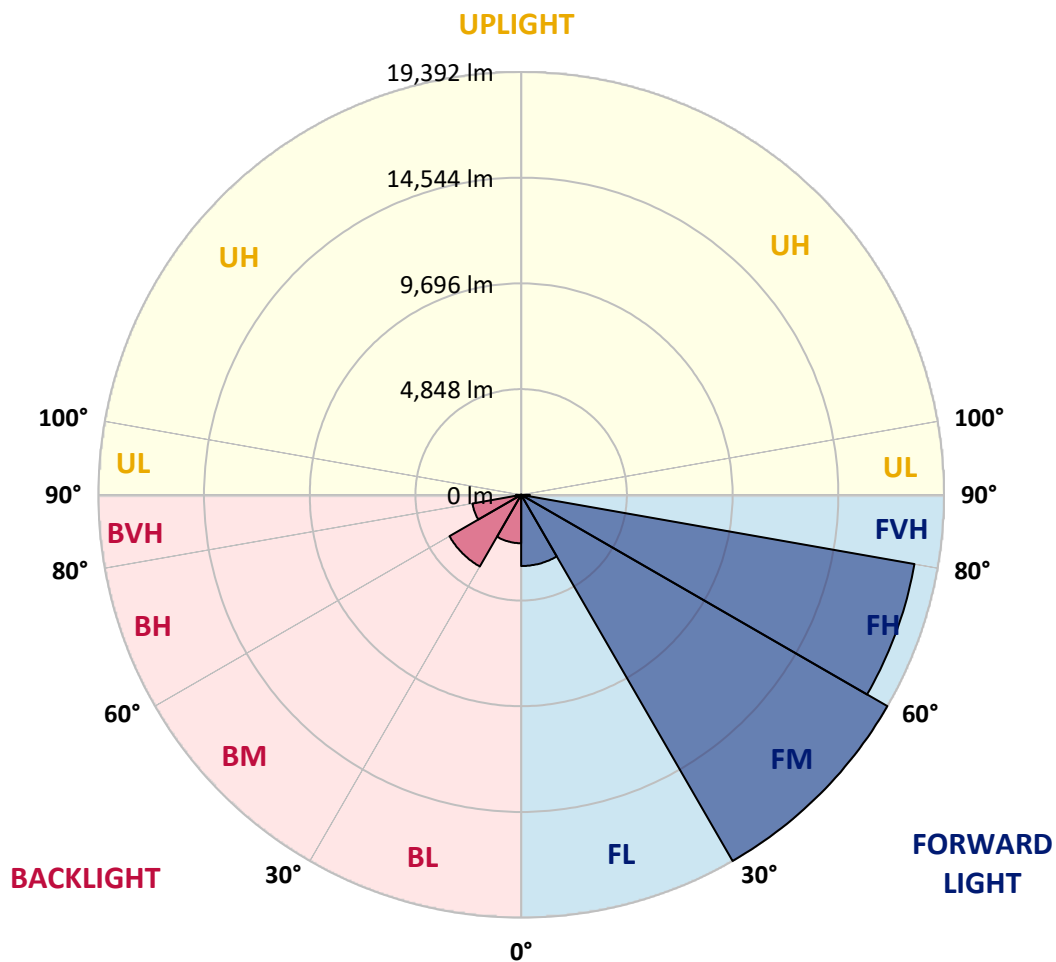
CATALOG NUMBER: GAN-AF-08-LED-U-T3R-ADJ

**LUMINAIRE CLASSIFICATION SYSTEM LUMEN TABLE AND BUG RATING:**

Zone		Lumens	% Fixture	Zone Rating/Lumen Limit		
				B	U	G
FL	(0°-30°)	3265.9	6.5			
FM	(30°-60°)	19392.0	38.9			
FH	(60°-80°)	18314.7	36.7			G5
FVH	(80°-90°)	398.6	0.8			G3/500
BL	(0°-30°)	2220.1	4.4	B3/2500		
BM	(30°-60°)	3797.1	7.6	B3/5000		
BH	(60°-80°)	2270.2	4.5	B3/2500		G3/2500
BVH	(80°-90°)	236.9	0.5			G3/500
UL	(90°-100°)	0.0	0.0		U0/0	
UH	(100°-180°)	0.0	0.0		U0/0	

**BUG Rating: B3-U0-G5**

Type III Short





REPORT NUMBER: P191496

CATALOG NUMBER: GAN-AF-08-LED-U-T3R-ADJ

**CANDELA DISTRIBUTION (FULL):**

	0°	5°	15°	25°	35°	45°	55°	65°	75°	77.5°	85°
0°	7110.3	7110.3	7110.3	7110.3	7110.3	7110.3	7110.3	7110.3	7110.3	7110.3	7110.3
2.5°	6289.9	6332.4	6367.7	6400.7	6466.7	6575.2	6700.1	6801.5	6947.7	6975.9	7053.8
5°	5712.4	5712.4	5740.6	5790.1	5879.7	6042.4	6212.1	6438.5	6756.7	6832.2	7039.6
7.5°	5431.8	5434.1	5450.6	5493.0	5570.9	5719.4	5905.6	6172.1	6603.5	6728.5	7082.1
10°	5535.5	5512.0	5476.6	5455.4	5467.2	5554.3	5731.2	6028.2	6509.1	6669.4	7176.3
12.5°	6115.5	6070.7	5948.0	5785.4	5629.8	5566.2	5669.9	5959.8	6469.0	6655.3	7301.3
15°	7063.2	7044.3	6815.6	6478.6	6101.3	5785.4	5714.7	5933.9	6473.8	6671.8	7449.8
17.5°	8251.4	8225.4	7923.7	7433.3	6818.0	6202.7	5872.7	5955.1	6490.3	6700.1	7593.7
20°	9451.3	9371.3	9045.9	8461.2	7671.4	6770.8	6134.3	6009.3	6511.5	6730.8	7744.6
22.5°	10347.2	10281.3	9988.9	9420.8	8510.7	7428.6	6485.6	6103.6	6579.9	6820.3	7930.7
25°	11134.6	11139.4	10849.4	10300.1	9359.4	8126.4	6938.3	6355.9	6754.3	7004.2	8185.3
27.5°	12108.4	12051.7	11780.6	11236.0	10198.7	8831.3	7485.2	6702.5	7013.7	7265.9	8520.2
30°	13273.0	13232.9	12919.4	12301.6	11129.9	9588.1	8110.0	7105.6	7348.5	7610.1	8958.7
32.5°	14642.7	14623.8	14298.5	13504.0	12205.0	10479.3	8843.1	7638.5	7848.3	8119.4	9588.1
35°	16250.5	16252.8	15868.6	14913.8	13381.4	11516.6	9675.4	8324.5	8456.5	8739.4	10337.8
37.5°	17240.7	17360.9	17217.1	16243.4	14713.4	12676.5	10755.1	9234.5	9149.6	9434.9	11141.8
40°	17452.9	17599.1	18054.1	17559.0	16203.3	13954.3	11712.3	10109.1	10003.0	10352.0	12176.7
42.5°	17155.8	17358.6	18320.4	18669.4	17785.2	15529.1	12999.5	11408.2	11273.7	11742.9	13463.9
45°	16979.0	17129.9	18242.6	19246.9	19157.4	17309.0	14637.9	13039.6	12990.0	13605.3	14949.2
47.5°	16672.6	16809.2	17879.5	19381.3	19963.6	18940.4	16606.5	15034.0	15130.7	15937.0	16625.4
50°	16837.6	16894.1	17474.0	19039.5	20197.0	20135.8	18806.1	17344.4	17674.4	18681.1	18523.2
52.5°	16813.9	16960.1	17426.9	18478.4	20227.7	20873.6	20972.6	19921.3	20616.7	21771.9	20628.5
55°	13593.6	13862.3	16873.0	18336.9	20336.2	21597.5	22901.1	22637.1	23933.8	25279.9	23004.8
57.5°	12980.6	13150.3	14819.5	18634.0	20911.4	22979.0	25046.5	25626.5	27795.4	29358.5	25899.9
60°	12860.3	13070.2	14798.3	18997.0	22078.3	25230.4	28226.8	29245.2	32493.9	34205.5	29257.1
62.5°	12485.5	12711.9	14659.2	18949.9	23735.7	28344.7	32298.2	33092.8	36949.7	38614.1	32064.9
65°	11297.4	11509.5	13525.3	18188.4	24853.2	31668.8	37117.1	36619.7	40467.1	41719.0	33465.2
66°	10484.0	10691.5	12631.7	17292.6	24593.9	32611.9	38824.0	37711.2	41254.6	42235.3	33191.8
67.5°	8996.3	9159.0	10896.6	15286.3	23214.6	32875.9	40259.7	38531.6	41337.1	41683.6	31628.7
70°	5684.0	5731.2	7082.1	10552.4	17573.1	28512.1	38074.2	36494.7	37928.0	36989.8	26515.3
72.5°	2466.0	2449.5	3399.6	5368.1	9948.8	19131.4	30798.9	30112.8	29752.1	27611.5	18560.9
75°	1372.1	1390.9	1765.8	2491.9	4043.2	9397.1	20147.5	19280.0	16278.8	13890.6	8416.4
77.5°	1101.0	1126.9	1464.0	1768.2	1815.3	3277.0	9427.8	7671.4	4618.4	3706.0	2338.7
80°	869.9	917.1	1277.8	1376.8	1223.6	1350.9	3045.9	2435.3	1827.1	1676.2	1211.8
82.5°	688.4	721.4	1096.3	1042.1	855.8	910.0	1459.3	1421.6	1188.2	1082.1	700.2
85°	495.1	556.4	900.6	785.0	561.1	613.0	968.9	928.8	681.3	556.4	308.8
87.5°	202.7	264.0	636.6	521.0	313.5	285.3	483.3	455.0	322.9	235.8	153.2
90°	0.0	0.0	0.0	0.0	0.0	0.0	0.0	0.0	0.0	0.0	0.0



REPORT NUMBER: P191496

CATALOG NUMBER: GAN-AF-08-LED-U-T3R-ADJ

**CANDELA DISTRIBUTION (continued):**

	90°	95°	105°	115°	125°	135°	145°	155°	165°	175°	180°
0°	7110.3	7110.3	7110.3	7110.3	7110.3	7110.3	7110.3	7110.3	7110.3	7110.3	7110.3
2.5°	7103.3	7159.8	7233.0	7277.7	7301.3	7317.8	7343.8	7341.4	7348.5	7350.8	7360.2
5°	7150.4	7244.7	7350.8	7379.1	7379.1	7353.2	7327.2	7284.8	7268.3	7263.6	7268.3
7.5°	7273.0	7376.7	7468.7	7435.7	7364.9	7261.2	7126.8	7009.0	6945.3	6924.0	6919.3
10°	7428.6	7553.6	7591.3	7466.3	7258.9	7009.0	6742.6	6549.2	6438.5	6407.8	6398.4
12.5°	7617.2	7735.0	7683.2	7419.2	7034.9	6631.8	6263.9	5955.1	5724.1	5651.0	5646.3
15°	7824.7	7916.6	7735.0	7273.0	6700.1	6106.0	5450.6	4917.8	4630.2	4538.2	4531.2
17.5°	8018.0	8065.1	7704.5	7018.4	6207.4	5245.5	4375.6	3965.4	3866.3	3890.0	3894.7
20°	8183.0	8183.0	7600.7	6653.0	5431.8	4111.5	3562.2	3555.2	3625.8	3696.6	3710.8
22.5°	8364.6	8256.1	7419.2	6136.7	4333.1	3364.2	3284.1	3350.1	3430.3	3508.0	3519.8
25°	8588.5	8315.1	7166.9	5354.0	3406.6	3055.3	3086.0	3140.3	3180.4	3229.9	3236.9
27.5°	8838.4	8390.4	6834.5	4276.5	2956.3	2862.0	2885.6	2904.5	2899.8	2918.7	2923.4
30°	9137.8	8477.7	6379.5	3343.0	2770.2	2697.0	2654.6	2638.1	2638.1	2668.8	2680.5
32.5°	9538.6	8607.4	5726.5	2864.4	2680.5	2579.2	2442.4	2381.1	2404.7	2508.4	2532.0
35°	9979.5	8746.4	4842.3	2701.7	2661.6	2524.9	2312.8	2199.5	2201.9	2298.6	2329.3
37.5°	10460.4	8923.3	3873.4	2671.1	2704.1	2527.3	2244.4	2088.8	2025.1	2025.1	2036.9
40°	11075.7	9104.8	3135.5	2692.3	2793.7	2555.5	2209.1	2001.5	1822.4	1827.1	1836.5
42.5°	11877.3	9260.4	2739.5	2737.1	2902.1	2593.3	2206.6	1886.0	1730.4	1836.5	1933.2
45°	12768.5	9338.2	2565.0	2777.2	2989.4	2616.9	2169.0	1867.2	1742.2	2058.2	2242.0
47.5°	13794.0	9293.4	2468.4	2791.3	3010.5	2616.9	2126.5	1912.0	1824.7	2383.5	2598.0
50°	14918.5	9163.8	2374.1	2763.0	3003.5	2612.1	2166.6	1956.8	1855.4	2440.0	2588.6
52.5°	16241.1	9055.3	2275.0	2701.7	2954.0	2586.2	2213.8	1937.9	1758.8	2218.5	2322.2
55°	17749.9	9086.0	2164.3	2614.6	2876.2	2536.7	2197.2	1862.5	1657.4	1954.4	2018.1
57.5°	19678.4	9451.3	2032.2	2503.7	2770.2	2454.2	2138.3	1827.1	1626.7	1772.9	1810.6
60°	21830.8	10087.9	1867.2	2392.9	2638.1	2322.2	2093.5	1843.6	1640.8	1758.8	1777.6
62.5°	23410.3	10458.0	1725.7	2230.2	2458.9	2176.0	2036.9	1864.8	1678.6	1808.3	1803.6
65°	23839.5	9849.8	1549.0	1992.1	2216.1	2022.8	1966.2	1888.4	1695.0	1848.3	1827.1
66°	23238.3	9194.4	1471.1	1881.3	2093.5	1947.3	1930.8	1886.0	1688.0	1853.1	1817.7
67.5°	21778.9	7850.6	1336.7	1718.7	1897.8	1834.2	1874.3	1864.8	1669.1	1848.3	1798.8
70°	17761.7	5356.4	1143.5	1431.0	1579.5	1614.9	1765.8	1789.3	1607.9	1765.8	1657.4
72.5°	12410.1	3262.8	1011.4	1110.4	1277.8	1376.8	1617.3	1685.6	1525.3	1541.8	1438.1
75°	5997.6	1732.8	917.1	860.5	992.6	1150.5	1438.1	1544.1	1395.7	1289.5	1251.9
77.5°	1869.5	1058.5	778.0	693.2	778.0	928.8	1202.4	1353.3	1242.4	1079.7	1065.6
80°	1004.3	778.0	598.8	556.4	615.3	728.4	945.4	1129.2	1068.0	968.9	865.2
82.5°	662.5	504.5	443.2	431.5	469.1	556.4	702.6	935.9	935.9	829.8	603.5
85°	341.9	308.8	304.1	304.1	327.7	370.1	478.5	721.4	768.5	438.5	363.0
87.5°	169.7	176.8	165.0	172.1	183.9	181.6	228.7	363.0	433.8	266.4	221.6
90°	0.0	0.0	0.0	0.0	0.0	0.0	0.0	0.0	0.0	0.0	0.0

(END OF REPORT)